

MISS PARKER'S PRESCHOOL NEWSLETTER



MAY/JUNE
2025



FROM THE OFFICE OF MISS PARKER

If you've registered your interest, you should have received a phone call or follow-up message/email from me by now. It's been a pleasure connecting with so many wonderful families who truly know what they want for their child during these crucial early years before school. Whether you're keeping your child in daycare and seeking a little extra, or starting your child in the early childhood space for the first time, I'm excited to be part of this journey with you.

Over the past month, Miss Parker's Preschool has been working hard on creating exciting and beautiful uniform designs for the children.

Research shows that uniforms for 3 to 5 year olds are beneficial as they help children develop a sense of belonging and unity. They also encourage independence, as children take pride in caring for their clothes. For parents, uniforms simplify morning routines, making clothing choices easier while ensuring children are dressed comfortably and appropriately for their day of learning.



CONSTRUCTION UPDATE


PHASE TWO

We're excited to let you know that construction at Miss Parker's Preschool is moving ahead quickly!

The flooring frames are complete, and we're now getting ready for the roof to begin being laid over the next few days. Our windows have been ordered and are on their way, and trades are starting work on electrical and plumbing in the next two weeks, bringing us one step closer to a fully functioning space!

We're also in the process of choosing beautiful pieces of furniture to create a welcoming space that feels bright, fun, and inviting for your little ones.

Have you driven past lately? It's so exciting to see the preschool starting to take shape!



SCHOOL READINESS TIP OF THE MONTH

Read together every day. Talking about the story, pointing out letters, and asking questions like "What do you think will happen next?" helps build language, thinking skills, and a love of learning.



1,2,3 EXPERIMENT!

LEAF PRINTING AND LEARNING SYMMETRY

Materials:

- Leaves from outside
- Paper
- Crayons or chalk
- Optional: Paint

Steps:

1. Collect leaves from outside.
2. Place a leaf under a piece of paper.
3. Rub a crayon or chalk over the paper to make a print of the leaf.
4. Try different leaves and colors.
5. Symmetry Tip: Fold the paper in half before printing. After printing, unfold the paper to see the mirrored leaf print on both sides.

The print shows the leaf's texture and shape. Folding the paper helps your little one see symmetry, both sides of the leaf are the same!

Learning Outcome:

- Understand symmetry as the print mirrors itself.
- Explore nature through shapes and textures.

FOLLOW US ON
INSTAGRAM



MISSPARKERS
PRESCHOOL



RHyme TIME

RHyme TIME

Rhyme is great for 3 to 5 year olds because it helps them hear and play with sounds in words, which supports early reading. It's fun, easy to remember, and keeps their attention.

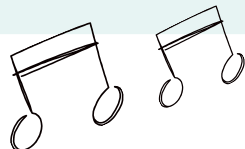
SING ALONG

(To the tune of "If You're Happy and You Know It")

If two words sound the same, they rhyme
clap, clap!

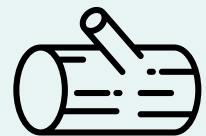


If two words sound the same, they
rhyme clap, clap!
Like cat and hat,
Or frog and log,

If two words sound the same, they
rhyme clap, clap!



LET'S PLAY!

Let's play a rhyming game. Say the name of two pictures out loud, like "cat" and "hat," and ask your child to repeat them. Ask if they sound the same. If they do, help your child draw a line to match the two that rhyme.



PHONE: 0411476080

WEBSITE: [HTTPS://WWW.MISSPARKERSPRESCHOOL.COM.AU](https://www.missparkerspreshool.com.au)